

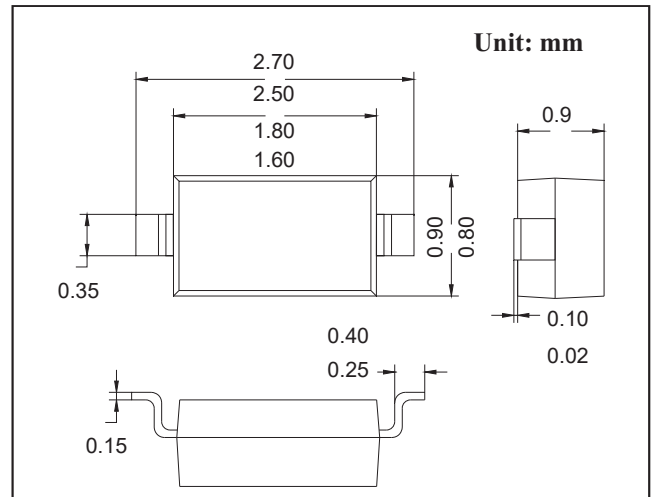
## SOD323 FAST SWITCHING DIODE

### FEATURES

- Small Package
- Low Reverse Current
- Fast Switching Speed
- Surface Mount Package Ideally Suited for Automatic Insertion

### MECHANICAL DATA

- Case: SOD-323 Small Outline Plastic Package
- Polarity: Color band denotes cathode end
- Mounting Position: Any



## MAXIMUM RATINGS AND CHARACTERISTICS

@ 25°C Ambient Temperature (unless otherwise noted)

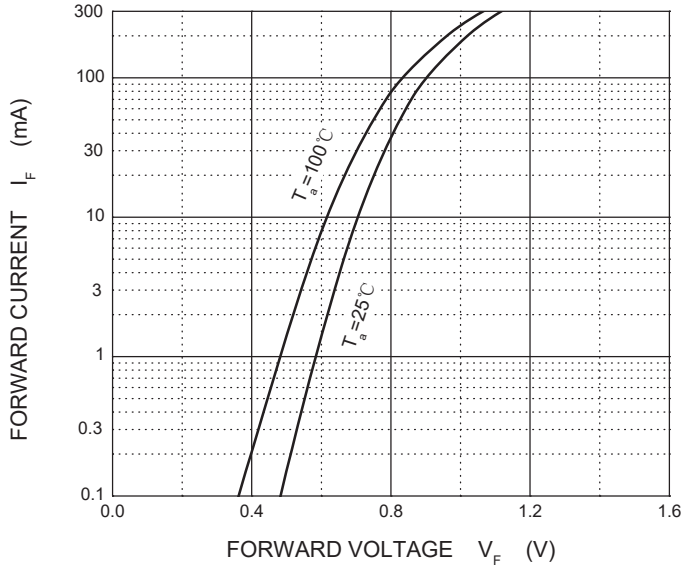
Parameter	Symbol	Limit	Unit
Non-Repetitive Peak Reverse Voltage	$V_{RM}$	100	V
Peak Repetitive Peak Reverse Voltage	$V_{RRM}$	75	V
Working Peak Reverse Voltage	$V_{RWM}$		
DC Blocking Voltage	$V_R$	53	V
RMS Reverse Voltage	$V_{R(RMS)}$		
Forward Continuous Current	$I_{FM}$	500	mA
Average Rectified Output Current	$I_O$	250	mA
Non-Repetitive Peak Forward Surge Current @t=8.3ms	$I_{FSM}$	2.0	A
Power Dissipation	$P_d$	200	mW
Thermal Resistance Junction to Ambient	$R_{\theta JA}$	625	°C/W
Junction Temperature	$T_j$	150	°C
Storage Temperature	$T_{STG}$	-55~+150	°C

## Electrical Specification (TA=25°C unless otherwise specified)

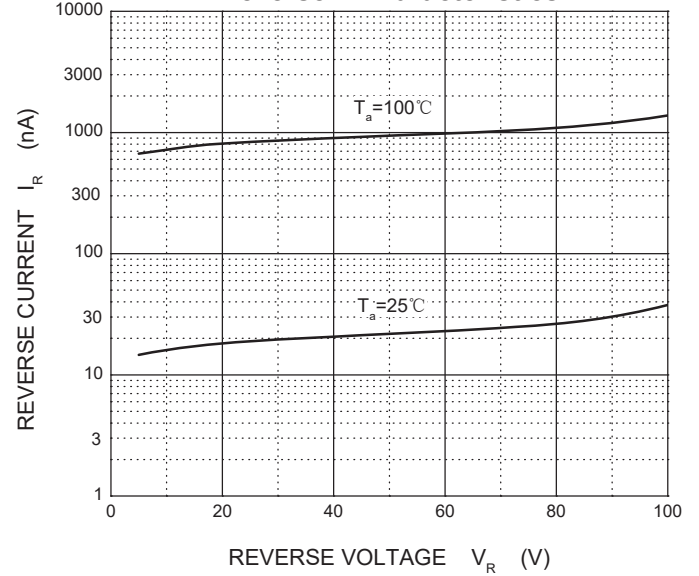
Parameter	Symbol	Min	Typ	Max	Unit	Conditions
Reverse Breakdown Voltage	$V_{(BR)R}$	75			V	$I_R=10\mu A$
Forward Voltage	$V_{F1}$	0.62		0.72	V	$I_F=5mA$
	$V_{F2}$			0.855	V	$I_F=10mA$
	$V_{F3}$			1.0	V	$I_F=100mA$
	$V_{F4}$			1.25	V	$I_F=150mA$
Reverse Current	$I_{R1}$			2.5	$\mu A$	$V_R=75V$
	$I_{R2}$			25	nA	$V_R=20V$
Capacitance Between Terminals	$C_T$			4	pF	$V_R=0V, f=1MHz$
Reverse Recovery Time	$t_{rr}$			4	ns	$I_F=I_R=10mA$ $I_{rr}=0.1X I_R, R_L=100\Omega$

## RATINGS AND CHARACTERISTIC CURVES

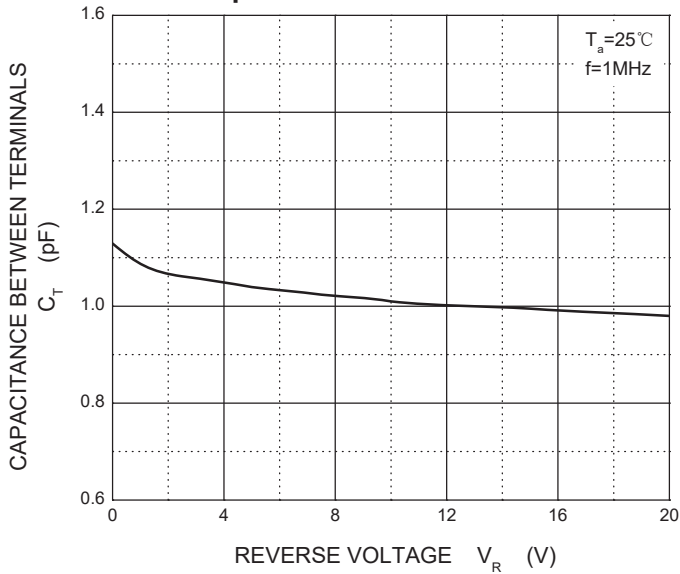
### Forward Characteristics



### Reverse Characteristics



### Capacitance Characteristics



### Power Derating Curve

